

IP Video Intercom

ORC-E5

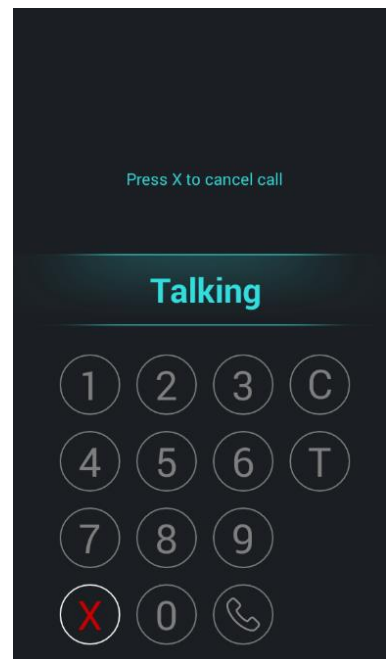
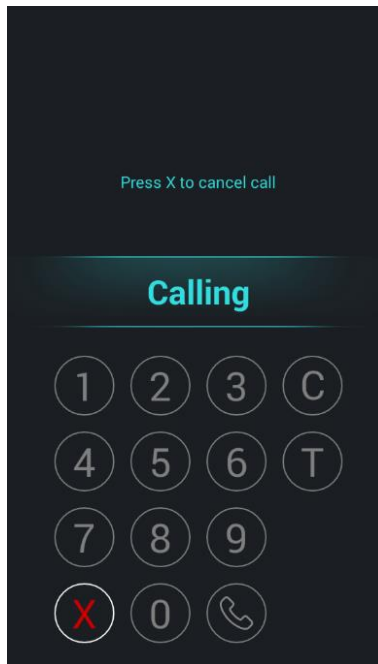
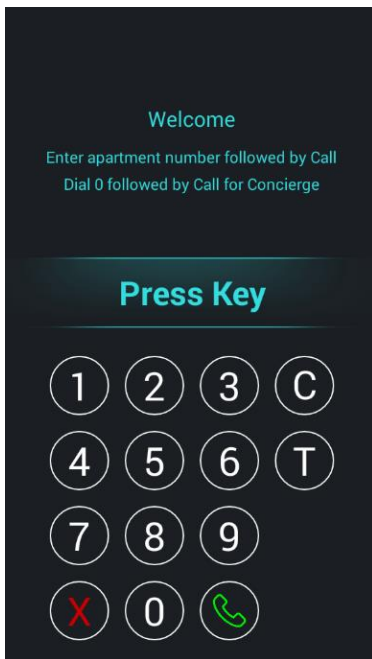


12557

Contents

- To Make a Call (Apartment) 2
- To Make a Call (Concierge) 2
- Enter using Trades..... 3
- Enter password..... 3
- Enter Admin..... 4
- Technical information 6

To Make a Call (Apartment)



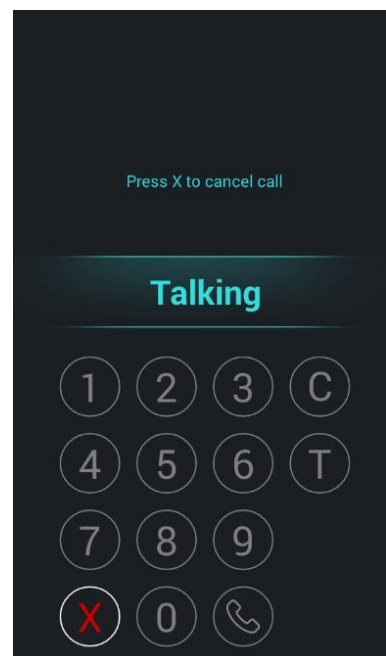
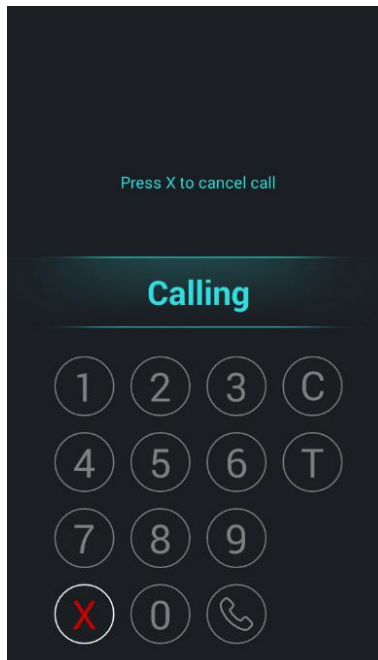
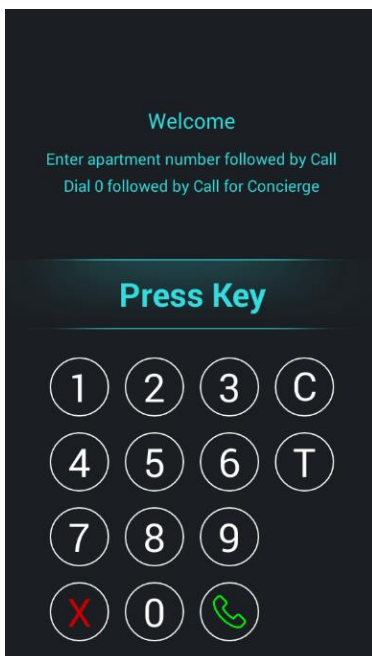
Enter Apartment Number

Press



Communication starts

To Make a Call (Concierge)



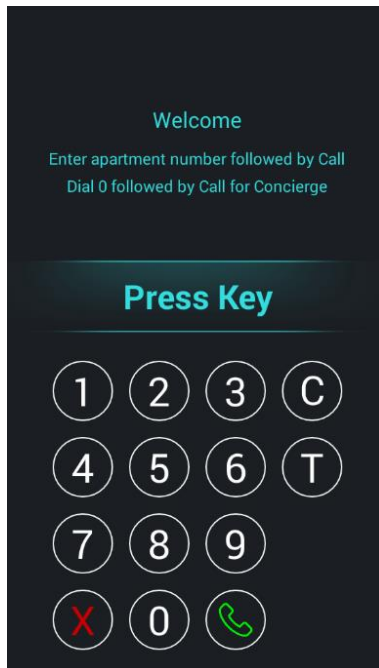
Press




Wait for answer

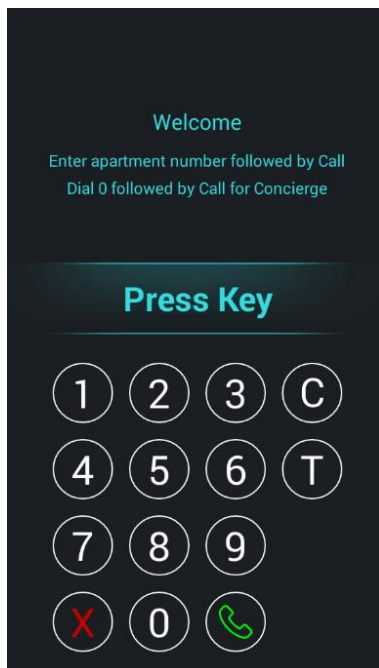
Communication starts

Enter using Trades

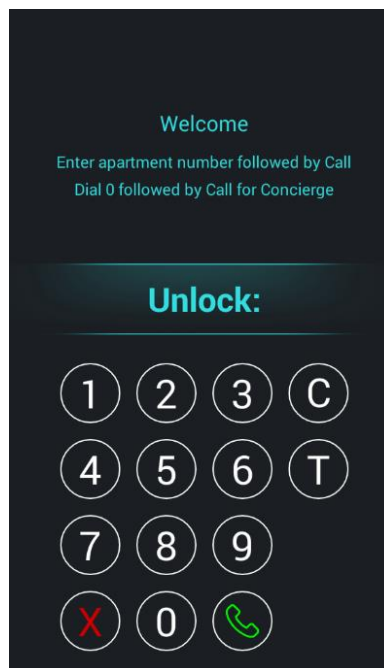


Press  and if correct time the door will open

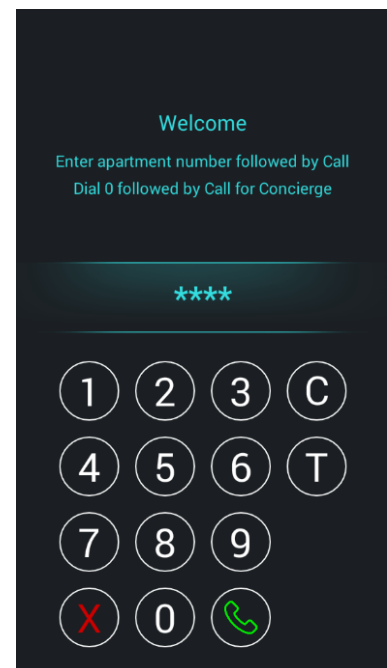
Enter password



Press 



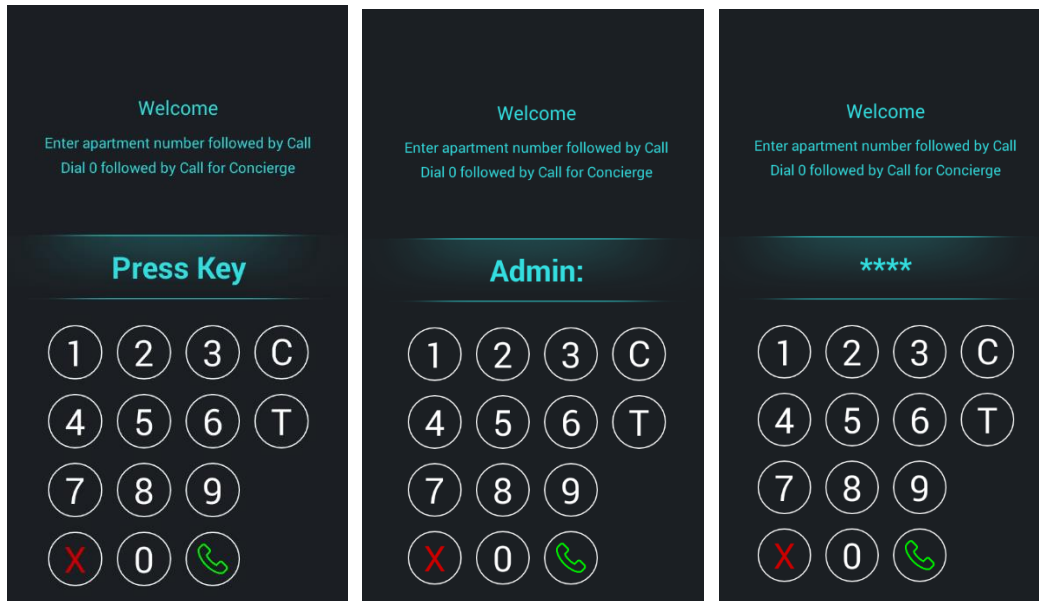
Enter code



Press 

Enter Admin

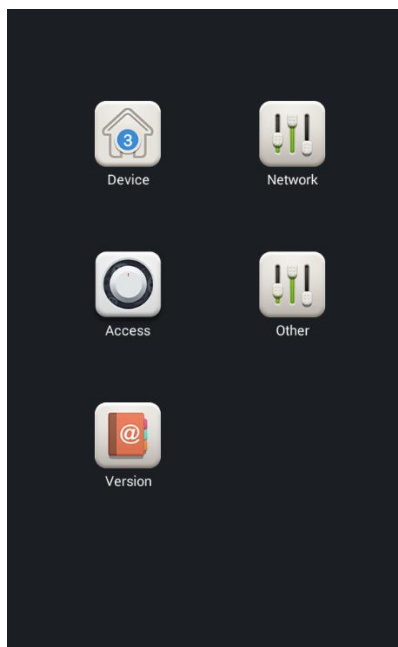
Default password 123456



Press  

Enter Admin Code

Press 



Device

- Site, Building, volume, video size

Network

- IP Address, Subnet, Gateway, DNS

Access

- Codes, lock delay

Other

- Time, Date, Reboot

← Device

Mode: Building

Site: 1

Building: 1

Index: 2

Password: 123456

Volume: 4

Size: 1280x720

OK

← Network

DHCP: Disable

IP: 192.168.1.56

Mask: 255.255.255.0

Gateway: 192.168.1.254

DNS: 8.8.8.8

Server: 192.168.1.109

OK

← Access

Timeout: 3

Delay: 1

Password: 0000

Secret: Disable

OK

← Other

RoomNo: Room

Card:

Time: 15 : 19

Date: 28 / 00 / 2025

Reboot: Press 1#

Default: Press 1#

OK

Technical information

Specification

Material	Alloy and 8mm Glass
Weight	2KG
Vandal Rating	IK08
IP Rating	IP55
Installation type	Semi Flush

Technical

Power	POE or 12V DC 1A (3 > 7W)
Display Type	10" TFT LCD
Humidity	20 – 95% R.H
Temperature	-30 – 70 degrees C
Camera	CMOS
Network	10/100 (base T)
Memory	1GB
Video Codec	H264
Audio Codec	G711U, G711A
Lock output	Relay Local, optional ORC-UM-R for SBD specification



<https://www.orcomm.com>

Scan for more information